



ALBANIAN SECURITIES EXCHANGE  
BURSA SHQIPTARE E TITUJVE

**ALBANIAN SECURITIES EXCHANGE**  
**BURSA SHQIPTARE E TITUJVE ALSE**

## **3 - MONTHLY STATISTICAL REPORT**

### **RAPORT STATISTIKOR 3 - MUJOR**

**APRIL - JUNE 2018**

**PRILL - QERSHOR 2018**

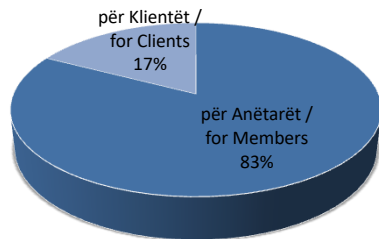
© Bursa Shqiptare e Titujve ALSE

[www.alse.al](http://www.alse.al)

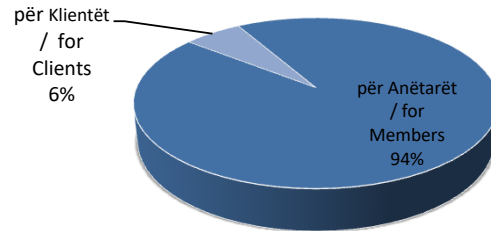
## Tregtimet në ALSE sipas Llojit tregimit / Q2 2018 / ALSE Trading by Type of Trade

Lloji i Transaksionit Type of Transaction	PRILL / APRIL			MAJ / MAY			QERSHOR / JUNE			3 MUJORI -2 2018 / QUARTER - 2 2018		
	Nr. Tregtim. Nr. of Trades	Vol. i Tregtuar Traded Volume	Vlera e Tregt. Traded Value	Nr. Tregtim. Nr. of Trades	Vol. i Tregtuar Traded Volume	Vlera e Tregt. Traded Value	Nr. Tregtim. Nr. of Trades	Vol. i Tregtuar Traded Volume	Vlera e Tregt. Traded Value	Nr. Tregtim. Nr. of Trades	Vol. i Tregt. Traded Volume	Vlera e Tregt. Traded Value
për Anëtarët / for Members	9	12,600	311,686,500	5	1,800	159,194,900	7	610	6,944,100	21	15,010	477,825,500
për Klientët / for Clients	8	493	51,139,580	5	484	49,384,920	0	0	0	13	977	100,524,500
Individë / Individuals	1	3	322,590	1	30	3,000,600	0	0	0	2	33	3,323,190
Pers. Juridikë/ Legal Pers.	7	490	50,816,990	4	454	46,384,320	0	0	0	11	944	97,201,310
<b>TOTALI / TOTAL</b>	<b>17</b>	<b>13,093</b>	<b>362,826,080</b>	<b>10</b>	<b>2,284</b>	<b>208,579,820</b>	<b>7</b>	<b>610</b>	<b>6,944,100</b>	<b>34</b>	<b>15,987</b>	<b>578,350,000</b>

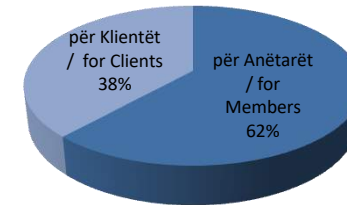
**Vlera e Tregtim./Value of Trades**  
sipas Llojit te Tregimit /Q2 2018 /by Type of Trade



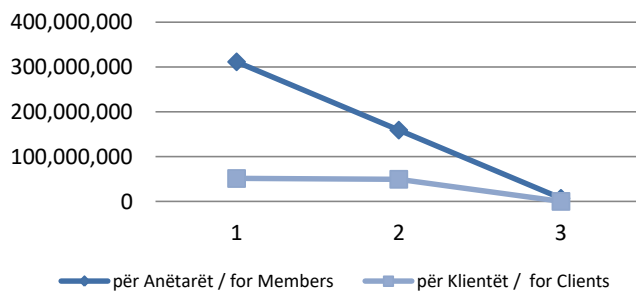
**Vol. i Tregtimit/Vol. of Trades**  
sipas Llojit te Tregimit/Q2 2018/by Type of Trade



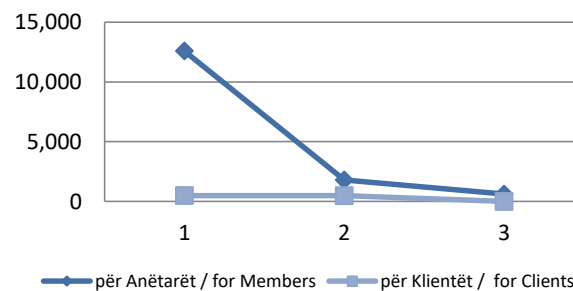
**Nr. i Tregtimeve/No. of Trades**  
sipas Llojit te Tregtim./Q2 2018/by Type of Trade



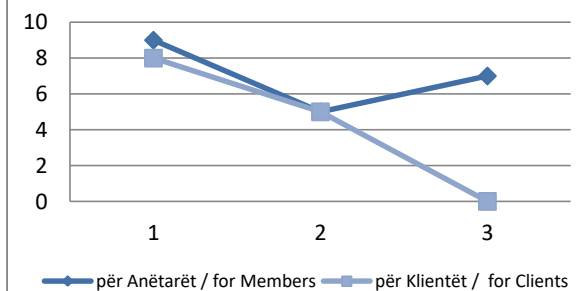
**Vlera e Tregtim./Value of Trades**  
T2 2018 / Q2 2018



**Vol. i Tregtimit/Vol. of Trades**  
T2 2018 / Q2 2018



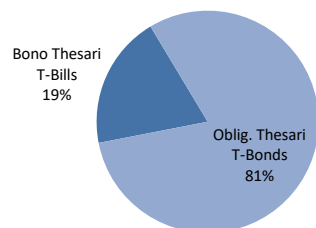
**Nr. i Tregtimeve/No. of Trades**  
T2 2018 / Q2 2018



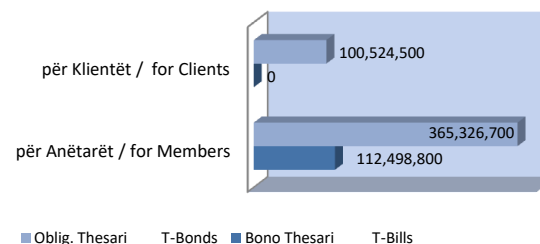
Vlera e Tregtimeve sipas Llojit të Titullit / Q2 2018 / Value of Trades by Securities Type

Lloji i Transaksionit Type of Transaction	PRILL / APRIL		MAJ / MAY		QERSHOR / JUNE		3 MUJORI - 2 2018 QUARTER - 2 2018	
	Bono Thesari T-Bills	Oblig. Thesari T-Bonds	Bono Thesari T-Bills	Oblig. Thesari T-Bonds	Bono Thesari T-Bills	Oblig. Thesari T-Bonds	Bono Thesari T-Bills	Oblig. Thesari T-Bonds
për Anëtarët / for Members	103,586,500	208,100,000	2,974,900	156,220,000	5,937,400	1,006,700	112,498,800	365,326,700
për Klientët / for Clients	0	51,139,580	0	49,384,920	0	0	0	100,524,500
Individë / Individuals	0	322,590	0	3,000,600	0	0	0	3,323,190
Pers. Juridikë/ Legal Pers.	0	50,816,990	0	46,384,320	0	0	0	97,201,310
<b>TOTALI / TOTAL</b>	<b>103,586,500</b>	<b>259,239,580</b>	<b>2,974,900</b>	<b>205,604,920</b>	<b>5,937,400</b>	<b>1,006,700</b>	<b>112,498,800</b>	<b>465,851,200</b>

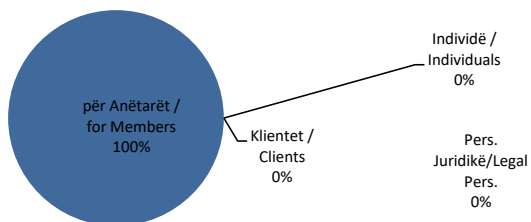
Vlera e Tregtim./Value of Trades  
sipas Llojit të Titullit / Q2 2018 / by Security Type



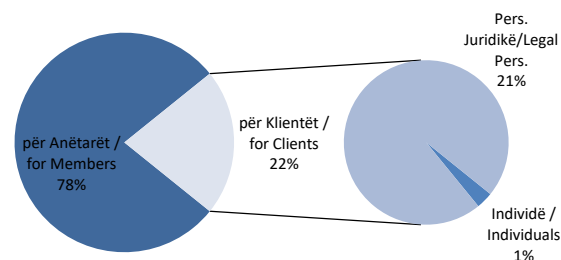
Vlera e Tregtim./Value of Trades  
sipas Tregjeve/ Q2 2018 / by Market



Vlera e Tregtim./Value of Trades  
Bono Thes. sipas Tregjeve / Q2 2018 / T-Bills by Market



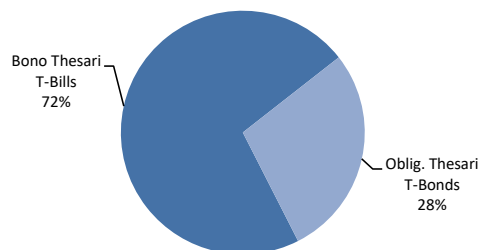
Vlera e Tregtim./Value of Trades  
Obl. Thes. sipas Tregjeve / Q2 2018 / T-Bond by Market



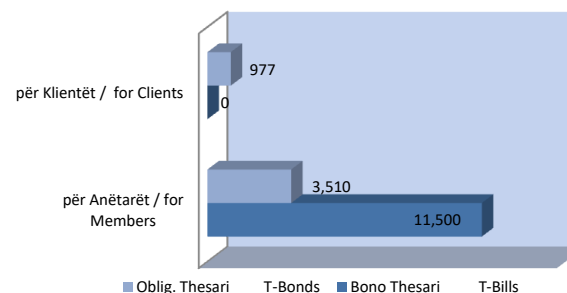
### Volumi i Tregtimeve sipas Llojit të Titullit / Q2 2018 / Volume of Trades by Securities Type

Lloji i Transaksionit Type of Transaction	PRILL / APRIL		MAJ / MAY		QERSHOR / JUNE		3 MUJORI - 2 2018 QUARTER - 2 2018	
	Bono Thesari T-Bills	Oblig. Thesari T-Bonds	Bono Thesari T-Bills	Oblig. Thesari T-Bonds	Bono Thesari T-Bills	Oblig. Thesari T-Bonds	Bono Thesari T-Bills	Oblig. Thesari T-Bonds
për Anëtarët / for Members	10,600	2,000	300	1,500	600	10	11,500	3,510
për Klientët / for Clients	0	493	0	484	0	0	0	977
Individë / Individuals	0	3	0	30	0	0	0	33
Pers. Juridikë/ Legal Pers.	0	490	0	454	0	0	0	944
<b>TOTALI / TOTAL</b>	<b>10,600</b>	<b>2,493</b>	<b>300</b>	<b>1,984</b>	<b>600</b>	<b>10</b>	<b>11,500</b>	<b>4,487</b>

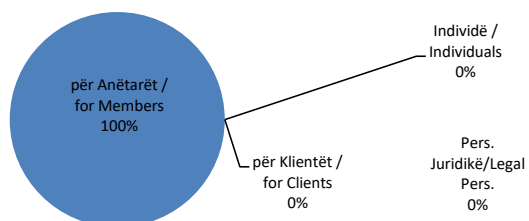
**Vol. i Tregtim./Vol. of Trades**  
sipas Llojit te Titullit / Q2 2018 / by Security Type



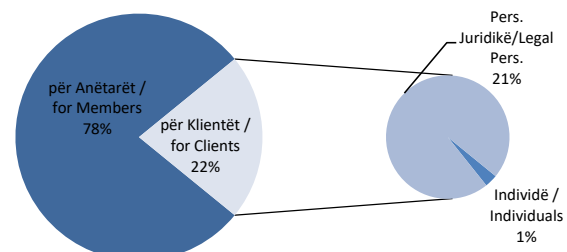
**Vol. i Tregtim./Vol. of Trades**  
sipas Tregjeve / Q2 2018 / by Market



**Vol. i Tregtim./Vol. of Trades**  
Bono Thes. sipas Tregjeve / Q2 2018 / T-Bills by Market

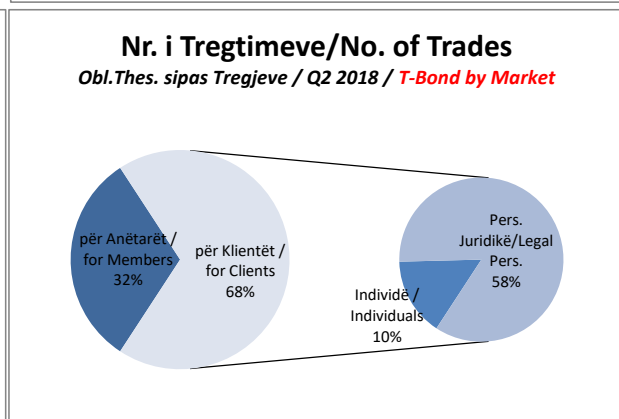
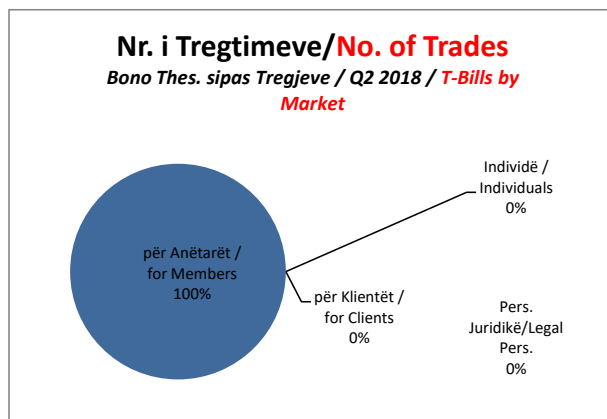
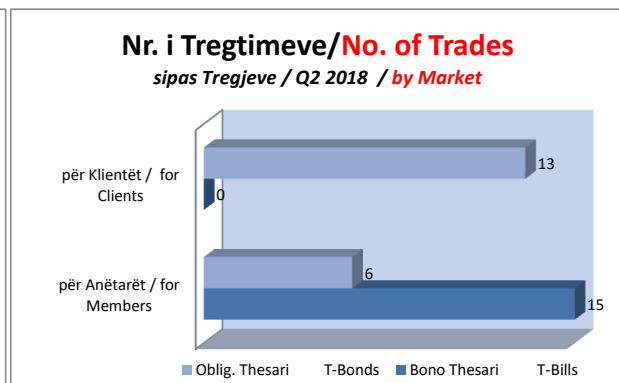
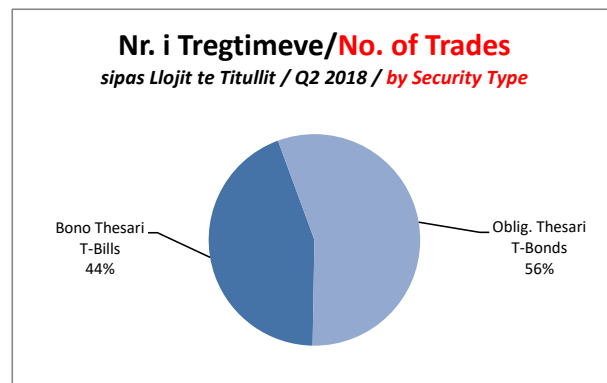


**Vol. i Tregtim./Vol. of Trades**  
Obl.Thes. sipas Tregjeve / Q2 2018 / T-Bond by Market



### Numri i Tregtimeve sipas Llojit të Titullit / Q2 2018/ Number of Trades by Securities Type

Lloji i Transaksionit Type of Transaction	PRILL / APRIL		MAJ / MAY		QERSHOR / JUNE		3 MUJORI - 2 2018 QUARTER - 2 2018	
	Bono Thesari T-Bills	Oblig. Thesari T-Bonds	Bono Thesari T-Bills	Oblig. Thesari T-Bonds	Bono Thesari T-Bills	Oblig. Thesari T-Bonds	Bono Thesari T-Bills	Oblig. Thesari T-Bonds
për Anëtarët / for Members	7	2	2	3	6	1	15	6
për Klientët / for Clients	0	8	0	5	0	0	0	13
Individë / Individuals	0	1	0	1	0	0	0	2
Pers. Juridikë/ Legal Pers.	0	7	0	4	0	0	0	11
<b>TOTALI / TOTAL</b>	<b>5</b>	<b>10</b>	<b>2</b>	<b>8</b>	<b>6</b>	<b>1</b>	<b>15</b>	<b>19</b>

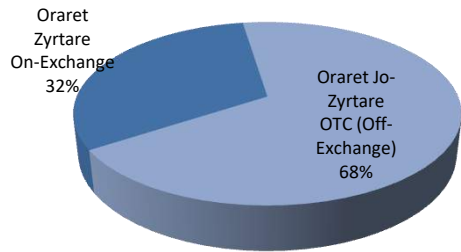


## Tregtimit në ALSE në Oraret Zyrtare dhe Jo-Zyrtare sipas Llojit Llojit të Tregtimit - T2 2018

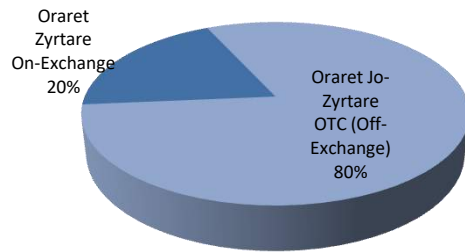
### ALSE On-Exchange and Off-Exchange (OTC) Trading by Type of Trade - Q2 2018

Seancat e Tregtimit Trading Session	PRILL / APRIL			MAJ / MAY			QERSHOR / JUNE			3 MUJORI - 2 2018 / QUARTER - 2 2018		
	Nr. Tregtim. Nr. of Trades	Vol. i Tregtuar Traded Volume	Vlera e Tregt. Traded Value	Nr. Tregtim. Nr. of Trades	Vol. i Tregtuar Traded Volume	Vlera e Tregt. Traded Value	Nr. Tregtim. Nr. of Trades	Vol. i Tregtuar Traded Volume	Vlera e Tregt. Traded Value	Nr. Tregtim. Nr. of Trades	Vol. i Tregt. Traded Volume	Vlera e Tregt. Traded Value
<b>Oraret Zyrtare On-Exchange</b>	8	672	13,198,080	7	1,839	163,252,820	7	610	6,944,100	22	3,121	183,395,000
<b>Oraret Jo-Zyrtare OTC (Off-Exchange)</b>	9	12,421	349,628,000	3	445	45,327,000	0	0	0	12	12,866	394,955,000
TOTALI / TOTAL	17	13,093	362,826,080	10	2,284	208,579,820	7	610	6,944,100	34	15,987	578,350,000

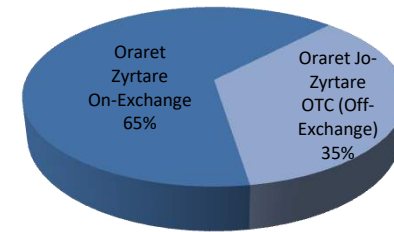
**Vlera e Tregtim./Value of Trades**  
sipas Orareve te Tregt./Q2 2018/by Trading Time



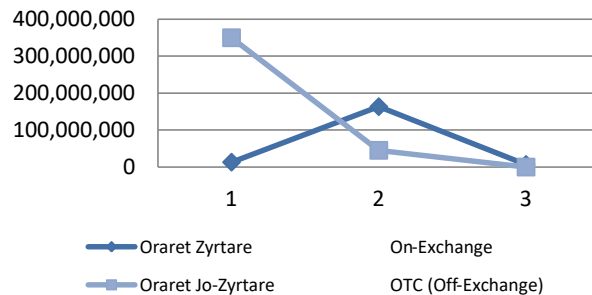
**Vol. i Tregtim./Vol. of Trades**  
sipas Orareve te Tregt./Q2 2018/by Trading Time



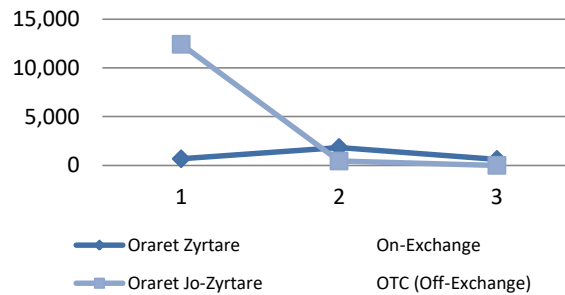
**Nr. i Tregtimeve/No. of Trades**  
sipas Orareve te Tregt./Q2 2018/by Trading Time



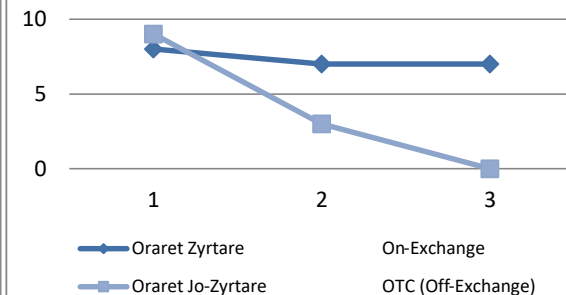
**Vlera e Tregtim./Value of Trades**  
T2 2018 / Q2 2018



**Vol. i Tregtimit/Vol. of Trades**  
T2 2018 / Q2 2018



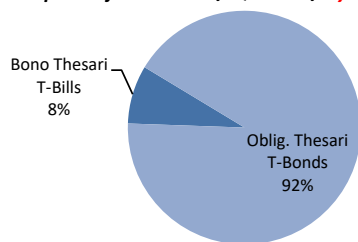
**Nr. i Tregtimeve/No. of Trades**  
T2 2018 / Q2 2018



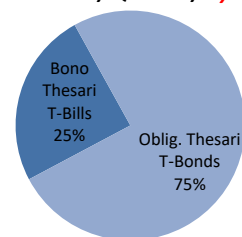
**Vlera e Tregtimeve në ALSE në Oraret Zyrtare dhe Jo-Zyrtare sipas Llojit të Titullit - T2 2018**  
**Value of Trades in ALSE On-Exchange and Off-Exchange (OTC) Trading by Securities Type - Q2**

Seancat e Tregimit Trading Session	PRILL / APRIL		MAJ / MAY		QERSHOR / JUNE		3 MUJORI - 2 2018 QUARTER - 2 2018	
	Bono Thesari T-Bills	Oblig. Thesari T-Bonds	Bono Thesari T-Bills	Oblig. Thesari T-Bonds	Bono Thesari T-Bills	Oblig. Thesari T-Bonds	Bono Thesari T-Bills	Oblig. Thesari T-Bonds
Oraret Zyrtare On-Exchange	5,926,500	7,271,580	2,974,900	160,277,920	5,937,400	1,006,700	14,838,800	168,556,200
Oraret Jo-Zyrtare OTC (Off-Exchange)	97,660,000	251,968,000	0	45,327,000	0	0	97,660,000	297,295,000
<b>TOTALI / TOTAL</b>	<b>103,586,500</b>	<b>259,239,580</b>	<b>2,974,900</b>	<b>205,604,920</b>	<b>5,937,400</b>	<b>1,006,700</b>	<b>112,498,800</b>	<b>465,851,200</b>

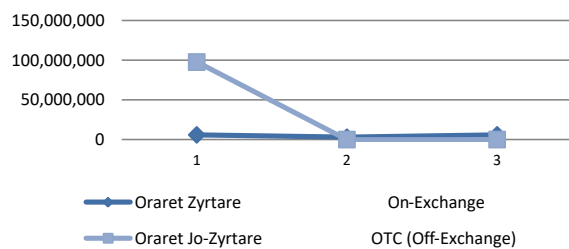
**Vlera e Tregtim./Value of Trades**  
**Orare Zyrtare / On-Exchange**  
*sipas Llojit te Titullit / Q2 2018 / by Security Type*



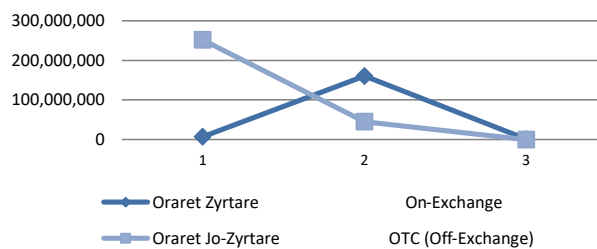
**Vlera e Tregtim./Value of Trades**  
**Orare Jo-Zyrtare / Off-Exchange**  
*sipas Llojit te Titullit / Q2 2018 / by Security Type*



**Vlera e Tregtim./Value of Trades**  
**Bono Thesari / T-Bills**  
*sipas Orareve te Treg. / Q2 2018 / by On-Off Exchange*



**Vlera e Tregtim./Value of Trades**  
**Obligacione Thesari / T-Bonds**  
*sipas Orareve te Treg. / Q2 2018 / by On-Off Exchange*



Burimi: Bursa Shqiptare e Titujve ALSE

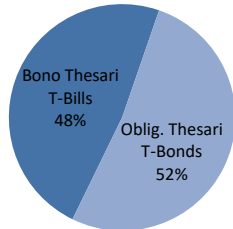
Source: Albanian Securities Exchange

[www.alse.al](http://www.alse.al)

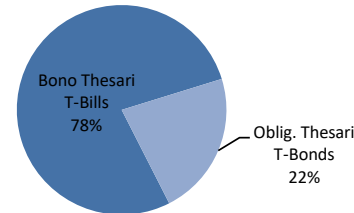
**Volumi i Tregtimeve në ALSE në Oraret Zyrtare dhe Jo-Zyrtare sipas Llojit të Titullit - T2 2018**  
**Volume of Trades in ALSE On-Exchange and Off-Exchange (OTC) Trading by Securities Type - Q2**

Seancat e Tregtimit Trading Session	PRILL / APRIL		MAJ / MAY		QERSHOR / JUNE		3 MUJORI - 2 2018 QUARTER - 2 2018	
	Bono Thesari T-Bills	Oblig. Thesari T-Bonds	Bono Thesari T-Bills	Oblig. Thesari T-Bonds	Bono Thesari T-Bills	Oblig. Thesari T-Bonds	Bono Thesari T-Bills	Oblig. Thesari T-Bonds
Oraret Zyrtare On-Exchange	600	72	300	1,539	600	10	1,500	1,621
Oraret Jo-Zyrtare OTC (Off-Exchange)	10,000	2,421	0	445	0	0	10,000	2,866
<b>TOTALI / TOTAL</b>	<b>10,600</b>	<b>2,493</b>	<b>300</b>	<b>1,984</b>	<b>600</b>	<b>10</b>	<b>11,500</b>	<b>4,487</b>

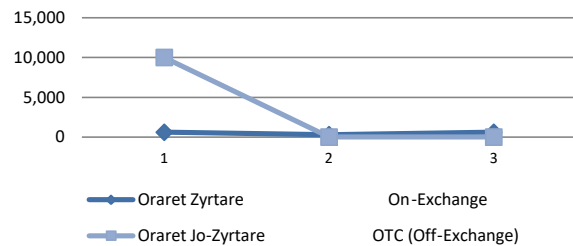
**Vol. i Tregtim./Vol. of Trades**  
**Orare Zyrtare / On-Exchange**  
*sipas Llojit të Titullit / Q2 2018 / by Security Type*



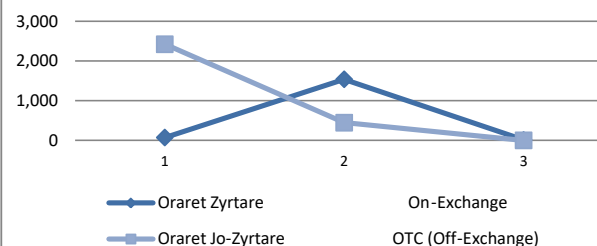
**Vol. i Tregtim./Vol. of Trades**  
**Orare Jo-Zyrtare / Off-Exchange**  
*sipas Llojit të Titullit / Q2 2018 / by Security Type*



**Vol. i Tregtim./Vol. of Trades**  
**Bono Thesari / T-Bills**  
*sipas Orareve të Treg. / Q2 2018 / by On-Off Exchange*



**Vol. i Tregtim./Vol. of Trades**  
**Obligacione Thesari / T-Bonds**  
*sipas Orareve të Treg. / Q2 2018 / by On-Off Exchange*



Burimi: Bursa Shqiptare e Titujve ALSE

Source: Albanian Securities Exchange

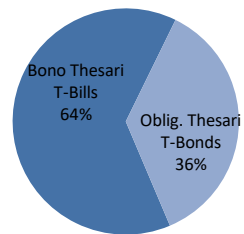
[www.alse.al](http://www.alse.al)



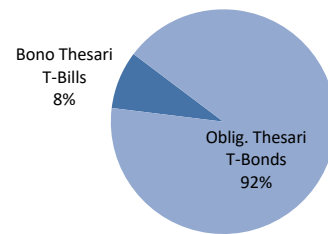
**Numri i Tregtimeve në ALSE në Oraret Zyrtare dhe Jo-Zyrtare sipas Llojit të Titullit - T2 2018**  
**No. of Trades in ALSE On-Exchange and Off-Exchange (OTC) Trading by Securities Type - Q2 2018**

Seancat e Tregimit Trading Session	PRILL / APRIL		MAJ / MAY		QERSHOR / JUNE		3 MUJORI - 2 2018 QUARTER - 2 2018	
	Bono Thesari T-Bills	Oblig. Thesari T-Bonds	Bono Thesari T-Bills	Oblig. Thesari T-Bonds	Bono Thesari T-Bills	Oblig. Thesari T-Bonds	Bono Thesari T-Bills	Oblig. Thesari T-Bonds
Oraret Zyrtare On-Exchange	6	2	2	5	6	1	14	8
Oraret Jo-Zyrtare OTC (Off-Exchange)	1	8	0	3	0	0	1	11
<b>TOTALI / TOTAL</b>	<b>7</b>	<b>10</b>	<b>2</b>	<b>8</b>	<b>6</b>	<b>1</b>	<b>15</b>	<b>19</b>

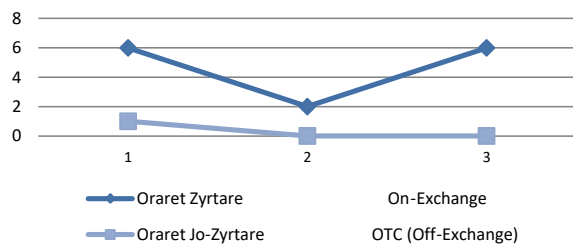
**Nr. i Tregtim./No. of Trades**  
**Orare Zyrtare / On-Exchange**  
*sipas Llojit te Titullit / Q2 2018 / by Security Type*



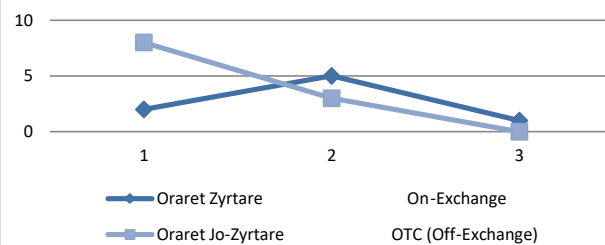
**Nr. i Tregtim./No. of Trades**  
**Orare Jo-Zyrtare / Off-Exchange**  
*sipas Llojit te Titullit / Q2 2018 / by Security Type*



**Nr. i Tregtim./No. of Trades**  
**Bono Thesari / T-Bills**  
*sipas Orareve te Treg. / Q2 2018 / by On-Off Exchange*



**Nr. i Tregtim./No. of Trades**  
**Obligacione Thesari / T-Bonds**  
*sipas Orareve te Treg. / Q2 2018 / by On-Off Exchange*



Burimi: Bursa Shqiptare e Titujve ALSE


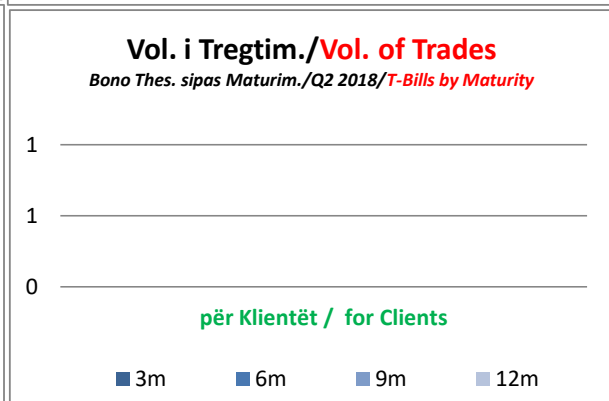
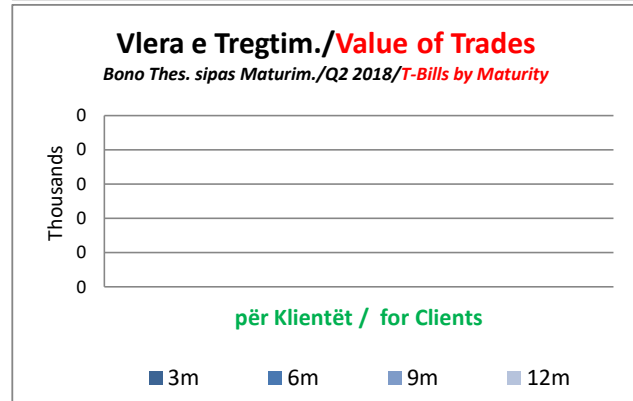
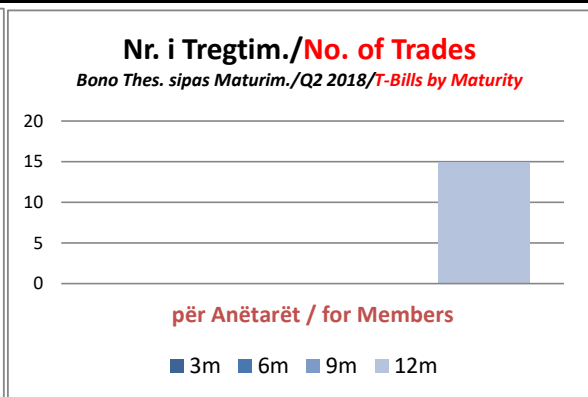
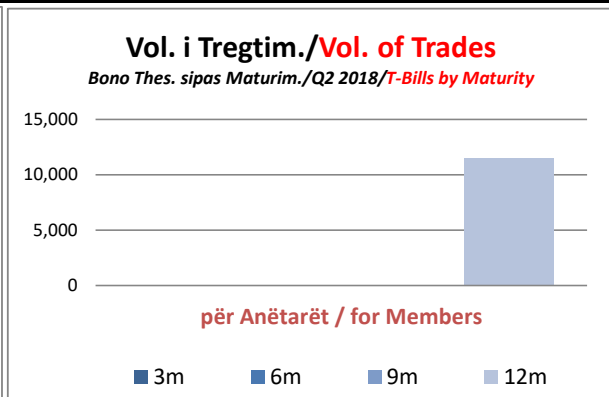
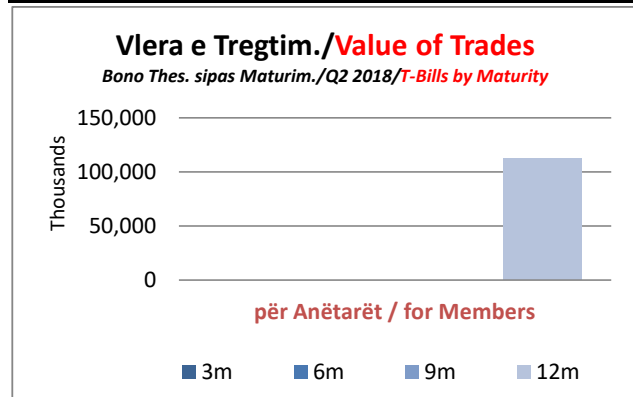
Source: Albanian Securities Exchange

[www.alse.al](http://www.alse.al)

## Tregtimet në ALSE në Bono Thesari sipas Maturimit - T2 2018

### ALSE Trades on T-BILLS by Maturity - Q2 2018

Lloji i Transaksionit Type of Transaction	Bono Thesari / Treasury Bills											
	3 Mujore / 3 Month			6 Mujore / 6 Month			9 Mujore / 9 Month			12 Mujore / 12 Month		
	Nr. Tregtim. Nr. of Trades	Vol. i Tregtuar Traded Volume	Vlera e Tregt. Traded Value	Nr. Tregtim. Nr. of Trades	Vol. i Tregtuar Traded Volume	Vlera e Tregt. Traded Value	Nr. Tregtim. Nr. of Trades	Vol. i Tregtuar Traded Volume	Vlera e Tregt. Traded Value	Nr. Tregtim. Nr. of Trades	Vol. i Tregtuar Traded Volume	Vlera e Tregt. Traded Value
për Anëtarët / for Members	0	0	0	0	0	0	0	0	0	15	11,500	112,498,800
për Klientët / for Clients	0	0	0	0	0	0	0	0	0	0	0	0
Individë / Individuals	0	0	0	0	0	0	0	0	0	0	0	0
Pers. Juridikë / Legal Pers.	0	0	0	0	0	0	0	0	0	0	0	0
<b>TOTALI / TOTAL</b>	<b>0</b>	<b>0</b>	<b>0</b>	<b>0</b>	<b>0</b>	<b>0</b>	<b>0</b>	<b>0</b>	<b>0</b>	<b>15</b>	<b>11,500</b>	<b>112,498,800</b>



## Tregtimet në ALSE në Obligacione Thesari sipas Maturimit - T2 2018

### ALSE Trades on T-BONDS by Maturity - Q2 2018

Lloji i Transaksionit Type of Transaction	Obligacione Thesari / Treasury Bonds														
	2 vjeçare / 2 Year			3 vjeçare / 3 Year			5 vjeçare / 5 Year			7 vjeçare / 7 Year			10 vjeçare / 10 Year		
	Nr. Tregtim. Nr. of Trad.	Vol. i Tregtuar Trad. Volume	Vlera e Tregt. Trad. Value	Nr. Tregtim. Nr. of Trad.	Vol. i Tregtuar Trad. Volume	Vlera e Tregt. Trad. Value	Nr. Tregtim. Nr. of Trad.	Vol. i Tregtuar Trad. Volume	Vlera e Tregt. Trad. Value	Nr. Tregtim. Nr. of Trad.	Vol. i Tregtuar Trad. Volume	Vlera e Tregt. Trad. Value	Nr. Tregtim. Nr. of Trad.	Vol. i Tregtuar Trad. Volume	Vlera e Tregt. Trad. Value
për Anëtarët / for Members	0	0	0	0	0	0	5	3,500	364,320,000	0	0	0	1	10	1,006,700
për Klientët / for Clients	1	30	3,000,600	0	0	0	7	736	74,866,300	2	130	14,328,700	3	81	8,328,900
Individë / Individuals	1	30	3,000,600	0	0	0	0	0	0	0	0	0	1	3	322,590
Pers. Juridikë/ Legal Pers.	0	0	0	0	0	0	7	736	74,866,300	2	130	14,328,700	2	78	8,006,310
<b>TOTALI / TOTAL</b>	<b>1</b>	<b>30</b>	<b>3,000,600</b>	<b>0</b>	<b>0</b>	<b>0</b>	<b>12</b>	<b>4,236</b>	<b>439,186,300</b>	<b>2</b>	<b>130</b>	<b>14,328,700</b>	<b>4</b>	<b>91</b>	<b>9,335,600</b>

